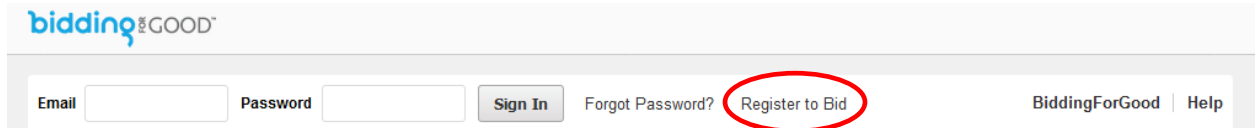


Registering to Bid

Go to the Elks auction page: <https://www.biddingforgood.com/elks150>

1. At the top of the auction page, click “**Register to Bid**,” as shown circled in red below.



The screenshot shows the top navigation bar of the BiddingForGood website. On the left is the logo 'bidding FOR GOOD'. In the center, there are input fields for 'Email' and 'Password', a 'Sign In' button, and a link for 'Forgot Password?'. The 'Register to Bid' link is circled in red. On the right side of the bar are the links 'BiddingForGood' and 'Help'.

2. Fill out the Bidder Registration section with your biographical information.

Bidder Registration

Register now to take part in the **Orthopaedic Foundation** auction. Registration is free and secure.

All fields required unless otherwise indicated

Email Address

First Name

Last Name

Contact Phone Number

Password

The system will contact you by email address if you are outbid or you win an item, so make sure to enter your correct email address.

Make sure to make your password is easy to remember so that you can log in at the time of the auction!

3. Complete the credit card information section to register a credit card in order to bid on auction items.

Credit Card Information

A credit card is required to bid or to purchase items or tickets.

Card Holder Name

Credit Card Number



Expiration Date

Select Month Select Year

Billing Street Address

Country

United States

ZIP Code

City

State

Select State

What is five times five?

This question is to make sure you're a real person.

I agree to the Terms of Use: [USA, Canada, Australia & New Zealand](#). Please also refer to our [Privacy Policy](#).

Register

[Cancel](#)

Agree to the terms of use and click **Register** to submit.

How to bid in the auction

Go to the Elks auction page: <https://www.biddingforgood.com/elks150>

1. At the top of the page, enter the email and password that you registered with, and click sign in.

2. If the auction is live, you will see the page below.

The Online Auction is Open!

[View All Items](#)

Click **View All Items** to see items available for bidding.

3. Select an item to view complete details or to place a bid. You have three options for bidding on an item:

You can choose to make a Straight Bid and enter a bid higher than the current bid in the bid box.


Make sure to select **Bid this exact amount**.

Estimated Value \$973 USD
Opening Bid \$390 USD
Next Minimum Bid \$390 USD

My Maximum Bid
.00

Bid up to this amount [Learn More](#)
 Bid this exact amount [Learn More](#)

Use my credit card on file:
Visa *****3612

 [Add Credit Card](#)

Click **Place Bid** to place your bid!

Place Bid

You can choose to make a Proxy Bid which will allow the system to make bids on your behalf at the lowest possible increments.


Enter the highest amount you are willing to pay in the bid box. The system will bid for you when someone else places a bid so that your bid remains higher. The system will only bid for you up to your maximum bid.

Estimated Value \$973 USD
Opening Bid \$390 USD
Next Minimum Bid \$390 USD

My Maximum Bid
.00

Bid up to this amount [Learn More](#)
 Bid this exact amount [Learn More](#)

Use my credit card on file:
Visa *****3612

 [Add Credit Card](#)

Click **Place Bid** to place your bid!

Place Bid

Click **Buy Now** to buy the item at the designated price.

Buy Now Price \$700 USD **Buy Now**

You will know right away if you are in the lead with your bid. The system will email you when you have won an item or you have been outbid.

Viewing the Items You Bid on

Make sure that you are logged in.

1. At the top of the page, click **My Items**.

